



NCF Naamah-Class Cruiser

SPECS

Class: Capital Ship
 In Service: ????
 Point Value:
 Ramming Factor: 230
 Jump Delay: N/A

MANEUVERING

Turn Cost: 3/2 Speed
 Turn Delay: 4/3 Speed
 Accel/Decel Cost: 4 Thrust
 Pivot Cost: 3+2 Thrust
 Roll Cost: 3+2 Thrust

COMBAT STATS

Fwd/Aft Defense: 14
 Stb/Port Defense: 16
 Engine Efficiency: 5/1
 Extra Power: +0
 Initiative Bonus: +0

WEAPON DATA

Heavy Bolt Cannon
 Class: Projectile
 Modes: Standard
 Damage: 16
 Range Penalty: -1 per 2 hexes
 Fire Control: +2/+0/-5
 Intercept Rating: n/a
 Rate of Fire: 1 per 4 turns

Bolt Cannon

Class: Projectile
 Modes: Standard
 Damage: 12
 Range Penalty: -1 per hex
 Fire Control: +1/+1/-2
 Intercept Rating: n/a
 Rate of Fire: 1 per 3 turns

Light Chemical Laser

Class: Laser
 Modes: Raking (8)
 Damage: 2d10+2
 Range Penalty: -1 per hex
 Fire Control: +1/+1/-1
 Intercept Rating: n/a
 Rate of Fire: 1 per 2 turns

Gatling Cannon

Class: Projectile
 Modes: Raking (2)
 Damage: 2d3+2
 Range Penalty: -3 per hex
 Fire Control: +4/+4/+4
 Intercept Rating: -2
 (vs Ballistic only)
 Rate of Fire: 1 per turn

Speed	1	2	3	4	5	6	7	8	9	10	11	12
Turn Cost	2	3	5	6	8	9	11	12	14	15	17	18
Turn Delay	2	3	4	6	7	8	10	11	12	14	15	16

Version 1.0: 2E/Fate

FORWARD HITS
 1-4: Retro Thrust
 5: CCEW Pod
 6-8: Heavy Bolt Cannon
 9-11: Gatling Cannon
 12-18: Forward Structure
 19-20: PRIMARY Hit

SIDE HITS
 1-4: Port/Stb Thrust
 5-6: Lt Chemical Laser
 7-10: Bolt Cannon
 11-18: Port/Stb Structure
 19-20: PRIMARY Hit

AFT HITS
 1-8: Main Thrust
 9-11: Gatling Cannon
 12-18: Aft Structure
 19-20: PRIMARY Hit

PRIMARY HITS
 1-8: Primary Structure
 9-10: Sensors
 11-12: GM Control System
 13-14: Engine
 15: Main Hangar
 16-17: GM Hangar
 18-19: Reactor
 20: C & C

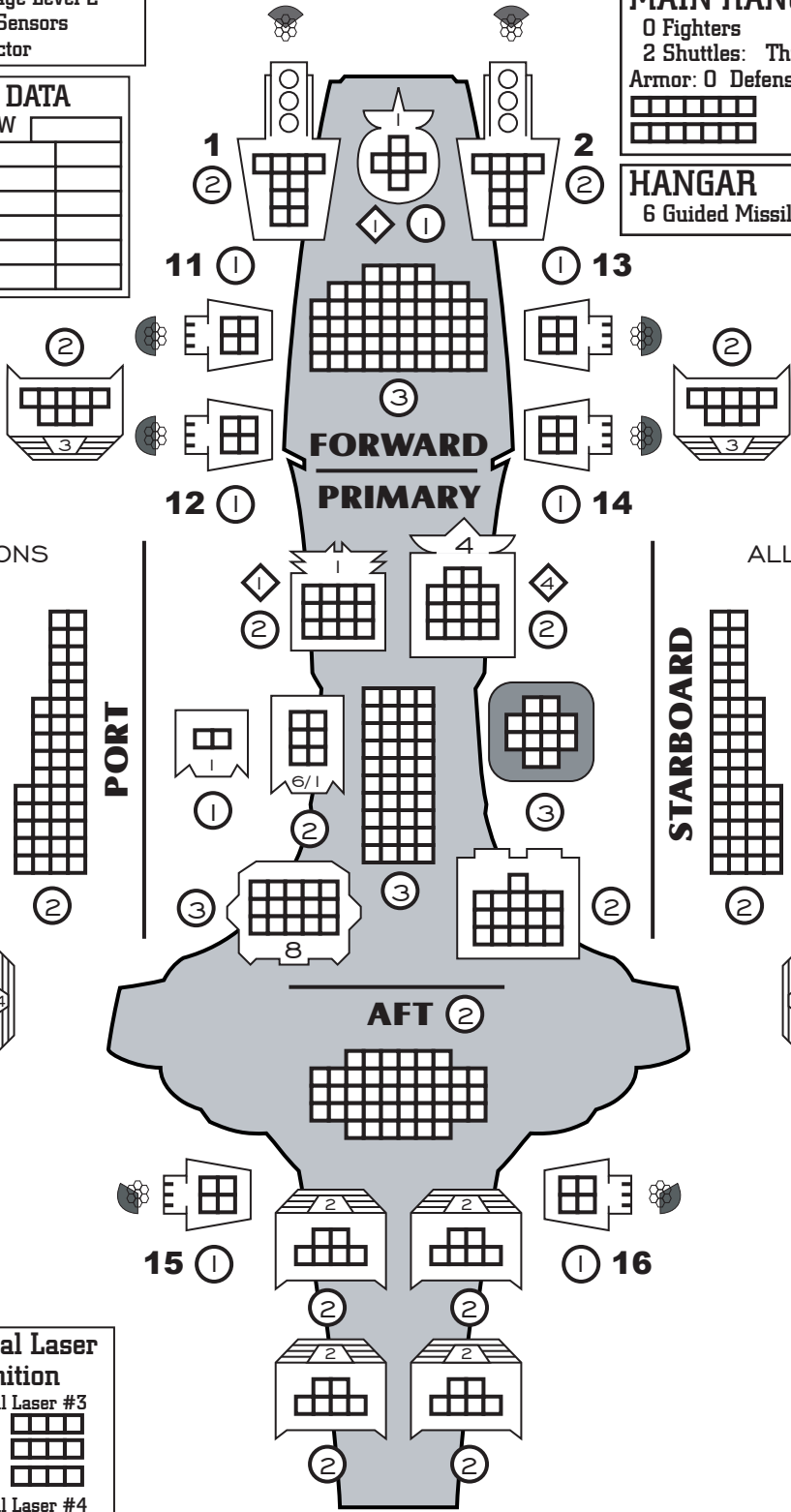
SPECIAL NOTES
 Ammo Storage Level 2
 Antiquated Sensors
 Fission Reactor

SENSOR DATA

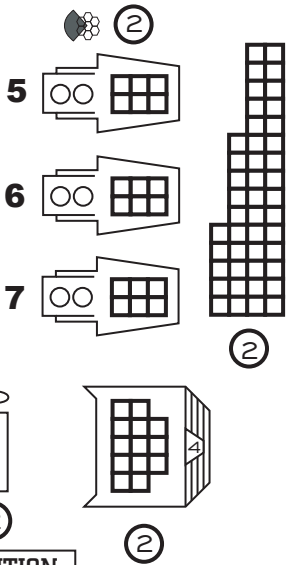
Defensive EW	
Target #1	
Target #2	
Target #3	
Target #4	
Target #5	
Target #6	

MAIN HANGAR
 0 Fighters
 2 Shuttles: Thrust: 3
 Armor: 0 Defense: 11/14


HANGAR
 6 Guided Missiles



ALL BOLT CANNONS



ALL BOLT CANNONS



ICON RECOGNITION

- Thruster
- C & C
- Sensors
- Engine
- Reactor
- Hangar
- GM Control System
- CCEW Pod
- Heavy Bolt Cannon
- Bolt Cannon
- Lt Chemical Laser
- Gatling Cannon

Chemical Laser Ammunition

Lt Chemical Laser #3

█	█
█	█
█	█
█	█

Lt Chemical Laser #4

█	█
█	█
█	█
█	█

CLASS SPECS
 Number in Class: ??
 Manufacturer:
*Undecided at this time,
 Someplace exciting*
 Out of Service: ???