

FVR Dupre Heavy Cruiser

SPECS

Class: Capital Ship
 In Service: ????
 Point Value:
 Ramming Factor: 280
 Jump Delay: N/A

MANEUVERING

Turn Cost: 2x Speed
 Turn Delay: 3/2 Speed
 Accel/Decel Cost: 5 Thrust
 Pivot Cost: 3+3 Thrust
 Roll Cost: 3+3 Thrust

COMBAT STATS

Fwd/Aft Defense: 15
 Stb/Port Defense: 18
 Engine Efficiency: 6/1
 Extra Power: +0
 Initiative Bonus: +0

Speed	1	2	3	4	5	6	7	8	9	10	11	12
Turn Cost	2	4	6	7	10	12	14	16	18	20	22	24
Turn Delay	2	3	5	6	8	9	11	12	14	15	17	18

Version 1.0: 2E/Fate

WEAPON DATA

Heavy Bolt Cannon
 Class: Projectile
 Modes: Standard
 Damage: 16
 Range Penalty: -1 per 2 hexes
 Fire Control: +2/+0/-5
 Intercept Rating: n/a
 Rate of Fire: 1 per 4 turns

Bolt Cannon

Class: Projectile
 Modes: Standard
 Damage: 12
 Range Penalty: -1 per hex
 Fire Control: +1/+1/-2
 Intercept Rating: n/a
 Rate of Fire: 1 per 3 turns

Gatling Cannon


Class: Projectile
 Modes: Raking (2)
 Damage: 2d3+2
 Range Penalty: -3 per hex
 Fire Control: +4/+4/+4
 Intercept Rating: -2
 (vs Ballistic only)
 Rate of Fire: 1 per turn

Heavy Torpedo Tube

Class: Ballistic (Torpedo)
 Modes: Standard
 Damage: 18
 Range Penalty: None
 Maximum Range: 12 hexes
 Fire Control: +2/-1/--
 Intercept Rating: n/a
 Rate of Fire: 1 per 3 turns

HANGAR

0 Fighters
 4 Shuttles: Thrust: 2
 Armor: 1 Defense: 12/14



CLASS SPECS

Number in Class: ??
 Manufacturer:
Undecided at this time,
Someplace exciting
 Out of Service: ???

FORWARD HITS

- 1-4: Retro Thrust
- 5-9: Heavy Bolt Cannon
- 10-18: Forward Structure
- 19-20: PRIMARY Hit

SIDE HITS

- 1-4: Port/Stb Thrust
- 5: CCEW Pod
- 6-10: Heavy Torpedo
- 11-12: Gatling Cannon
- 13-18: Port/Stb Structure
- 19-20: PRIMARY Hit

AFT HITS

- 1-6: Main Thrust
- 7-9: Bolt Cannon
- 10-11: Gatling Cannon
- 12-18: Aft Structure
- 19-20: PRIMARY Hit

PRIMARY HITS

- 1-10: Primary Structure
- 11-13: Sensors
- 14-16: Engine
- 17: Hangar
- 18-19: Reactor
- 20: C & C

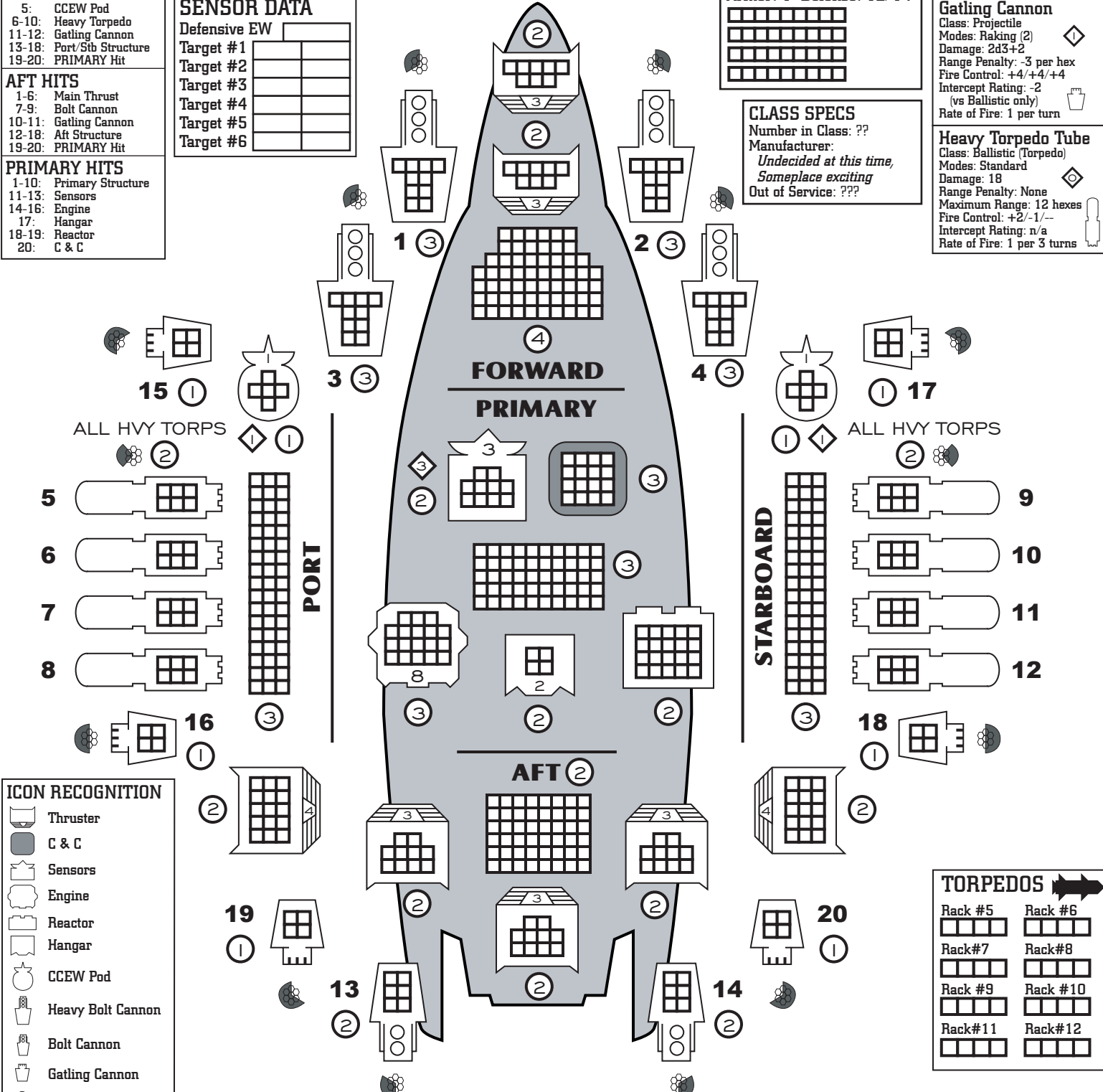
SPECIAL NOTES

Ammo Storage Level 3
 Antiquated Sensors
 Fission Reactor

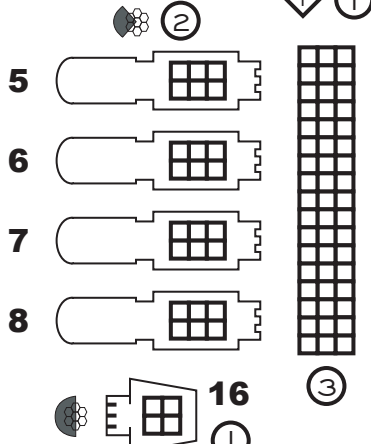
SENSOR DATA

Defensive EW

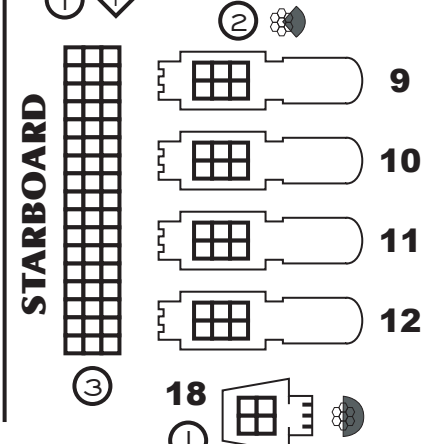
Target #1	
Target #2	
Target #3	
Target #4	
Target #5	
Target #6	



ALL HVY TORPS



ALL HVY TORPS



ICON RECOGNITION

- Thruster
- C & C
- Sensors
- Engine
- Reactor
- Hangar
- CCEW Pod
- Heavy Bolt Cannon
- Bolt Cannon
- Gatling Cannon
- Heavy Torpedo

TORPEDOS

Rack #5	Rack #6
Rack #7	Rack #8
Rack #9	Rack #10
Rack #11	Rack #12